

Zenith (2BCAL)

Features

- Third party certification to IEC 61914:2009
- High pressure die cast aluminium
- Sunlight (UV) & weather resistant
- Operating temperature -60°C to 150°C
- Can be double stacked
- 38 - 151mm in 8 sizes
- Excellent axial & lateral load retention
- Two bolt fixing design



www.cmp-products.com


F1509 REV 0 06/16

Zenith (2BCAL)




**Cleat Installation
Instructions**


CMP Cleat Installation Instructions




1 Separate cleat halves




2 Position underside of cleat in place to mounting surface using 2 x M10 / M12 (not supplied as standard)



3 Place cable into the cleat



4 Place second half of cleat over cable locating in to bottom half of the cleat



5 Tighten top half of cleat on each side using washers and nuts to specified torque rating. Rating as follows 10N/m